


Natur

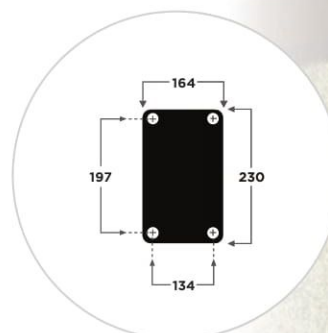
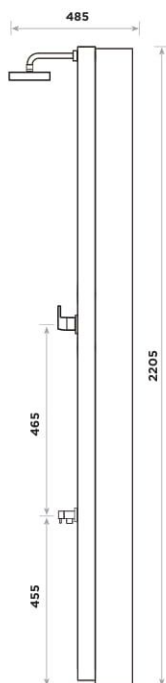
TEAK | WALNUT

- Monomando rectangular de latón cromado y zamak**
 Chrome-plated brass and zamak rectangular mixer tap
Monocommande rectangulaire en laiton chromé et zamak
- Frontal ancho de acero con 2 acabados de madera***
 Wide steel front panel with 2 wood finishes*
*Panneau frontal grand en acier avec 2 finitions en bois**
- Rociador de 200 x 150 mm**
 200 x 150 mm showerhead
Pommeau de 200 x 150 mm
- Colector solar 30L de aluminio**
 30L aluminum collector
Captur solaire 30L en aluminium

* Acero lacado en acabado madera Teak y Walnut
 Lacquered steel in Teak and Walnut wood finish
Acier laqué pour les finitions Teak et Walnut



Dimensiones | Dimensions | Dimensions (mm)








Características | Features | Caractéristiques

- **Frontal de ancho 114 mm con diseño registrado**
114 mm wide and registered front panel design
Panneau frontal, largeur 114 mm avec conception brevetée
- **Revestimiento especial y tratamiento anticorrosión**
Special coating and anticorrosive treatment
Revêtement spécial et traitement anticorrosion
- **Entrada de agua de ½" hembra en acero inoxidable**
Female ½" main water inlet in stainless steel
Entrée d'eau de ½" femelle en acier inoxydable
- **Conexión a entrada de agua mediante latiguillo flexible**
Connection through flexible water connector
Raccordement à l'entrée d'eau par tuyau flexible
- **Incluye conjunto anclaje: tornillos, tacos y arandelas**
Fixing set is included: screws, anchors and washers
Jeu d'ancrage inclus: vis, chevilles et rondelles
- **Tornillo de desagüe de acero inox**
Stainless steel drain plug
Vis de vidange en acier inoxydable

Referencia Reference Référence	Frontal Front Panneau frontal	Mandos Knobs Robinets	Rociador Showerhead Pommeau	Grifo accesorio / lavapiés Accessory tap / foot washer Robinet accessoire / rince-pieds
3ONTEA				-
3ONTEAGR				✓
3ONWAL				-
3ONWALGR				✓

Accesorio / lavapiés
Accessory / foot washer
Accessoire / rince-pieds



Embalaje | Packaging | Emballage

- **Cartón Kraft ondulado de doble cara**
Kraft corrugated carton of double wall
Carton ondulé de double cannelure couverture Kraft
- **226 x 18 x 30**
Largo x ancho x alto (en cm)
Length x width x height (in cm)
Longueur x largeur x hauteur (en cm)
- **Peso | Weight | Poids: 14 kg**