


30L

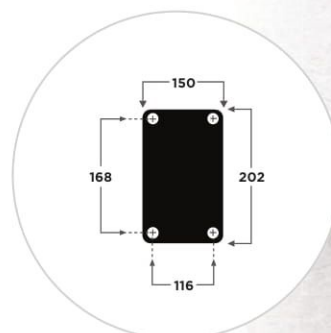
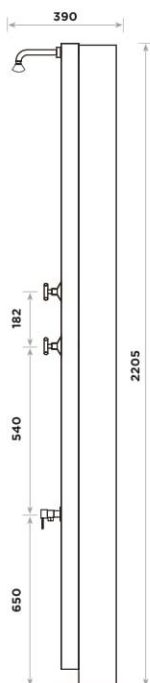
- **Mandos diseño triangular y en cruz (agua fría y caliente)**
Triangular and cross design mixer taps (hot and cold water)
Commandes conception triangulaire et en croix (eau froide et chaude)
- **Frontal de acero en 5 acabados diferentes***
Steel front panel available in 5 different finishes*
*Panneau frontal en acier en 5 finitions différentes**
- **Rociador de Ø70 mm / Ø150 mm**
Ø70 mm / Ø150 mm showerhead
Pommeau de Ø70 mm / Ø150 mm
- **Colector solar 30L de aluminio**
30L aluminum collector
Captteur solaire 30L en aluminium

* Acero lacado en blanco, beige, naranja, y marrón rústico
Lacquered steel in white, beige, orange, and rustic-brown
Acier laqué en blanc, beige, orange et marron rustique

* Acero inoxidable AISI 304
AISI 304 stainless steel
Acier inoxydable AISI 304



Dimensiones | Dimensions | Dimensions (mm)








Características | Features | Caractéristiques

- **Frontal de ancho 67 mm con diseño registrado**
67 mm wide and registered front panel design
Panneau frontal, largeur 67 mm avec conception brevetée
- **Revestimiento especial y tratamiento anticorrosión**
Special coating and anticorrosive treatment
Revêtement spécial et traitement anticorrosion
- **Entrada de agua de ½" macho**
Male ½" main water inlet
Entrée d'eau de ½" mâle
- **Conexión a entrada de agua mediante latiguillo flexible**
Connection through flexible water connector
Raccordement à l'entrée d'eau par tuyau flexible
- **Incluye conjunto anclaje: tornillos, tacos y arandelas**
Fixing set is included: screws, anchors and washers
Jeu d'ancrage inclus: vis, chevilles et rondelles
- **Tornillo de desagüe de acero inox**
Stainless steel drain plug
Vis de vidange en acier inoxydable

| Referencia Reference Référence | Frontal Front Panneau frontal | Mandos Knobs Robinets | Rociador Showerhead Pommeau | Grifo accesorio / lavapiés Accessory tap / foot washer Robinet accessoire / rince-pieds |
|--------------------------------------|------------------------------------|---|--|---|
| 30BL | ○ |  |  | - |
| 30BLGR | | | | ✓ |
| 30BE | ● |  |  | - |
| 30BEGR | | | | ✓ |
| 30NA | ● |  |  | - |
| 30NAGR | | | | ✓ |
| 30RU | ● |  |  | - |
| 30RUGR | | | | ✓ |
| 30IN | ● |  |  | - |
| 30INGR | | | | ✓ |

Accesorio / lavapiés
Accessory / foot washer
Accessoire / rince-pieds



Embalaje | Packaging | Emballage

- **Cartón Kraft ondulado de doble cara**
Kraft corrugated carton of double wall
Carton ondulé de double cannelure couverture Kraft
- **226 x 18 x 30**
Largo x ancho x alto (en cm)
Length x width x height (in cm)
Longueur x largeur x hauteur (en cm)
- **Peso | Weight | Poids: 11,5 kg**